

Crown and Bridge Preparation Post Op Instructions

Temporary crown care

DO'S FOR 2- 3 WEEKS TILL INSERT



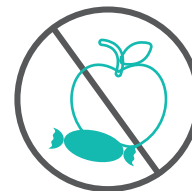
Maintain oral hygiene



Eat on other side.
Eat soft foods



Floss affected area




Eat chewy, sticky or hard foods

What is normal?



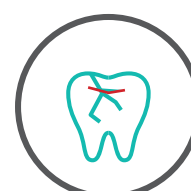
Tender gum area around crown



Mild tooth sensitivity



Jaw tenderness



Temporary crown can break off

The temporary crown is significantly more fragile and not designed to last. Your permanent crown is usually ready 10 - 15 business days later, on occasions this can be longer due to lab delays, please take care of your temporary crown in case this happens. We do not recommend deferring the insert of your permanent crown unless discussed with the dentist prior.

Call us if



Develop a facial swelling



Temporary crown comes off



Increasing pain after 1 week

We may then ask you to come into the clinic either in the morning or evening, for either of the above concerns, and a clinician will see you in between patients.

Please note: Due to the nature of the temporary material and cement, it is not uncommon that a crown may break or fall out and is not a reflection of the workmanship or final crown result.